

# Super Useful Plugins

For Creative WordPress Websites

a free eBook from



# Thank You!

Thank you for downloading Super Useful Plugins for Creative WordPress Websites.

In this PDF we are going to share some of the WordPress plugins we feel can greatly enhance your creative website.

So whether you're a photographer, a graphic designer or any other form of creative, we hope you learn about how these fantastic plugins can help your website and business.

As you go through the document, click on any of the plugin images to visit their respective sites.

If you have any questions you're welcome to contact us through the [Imagely website](#), or through social media.

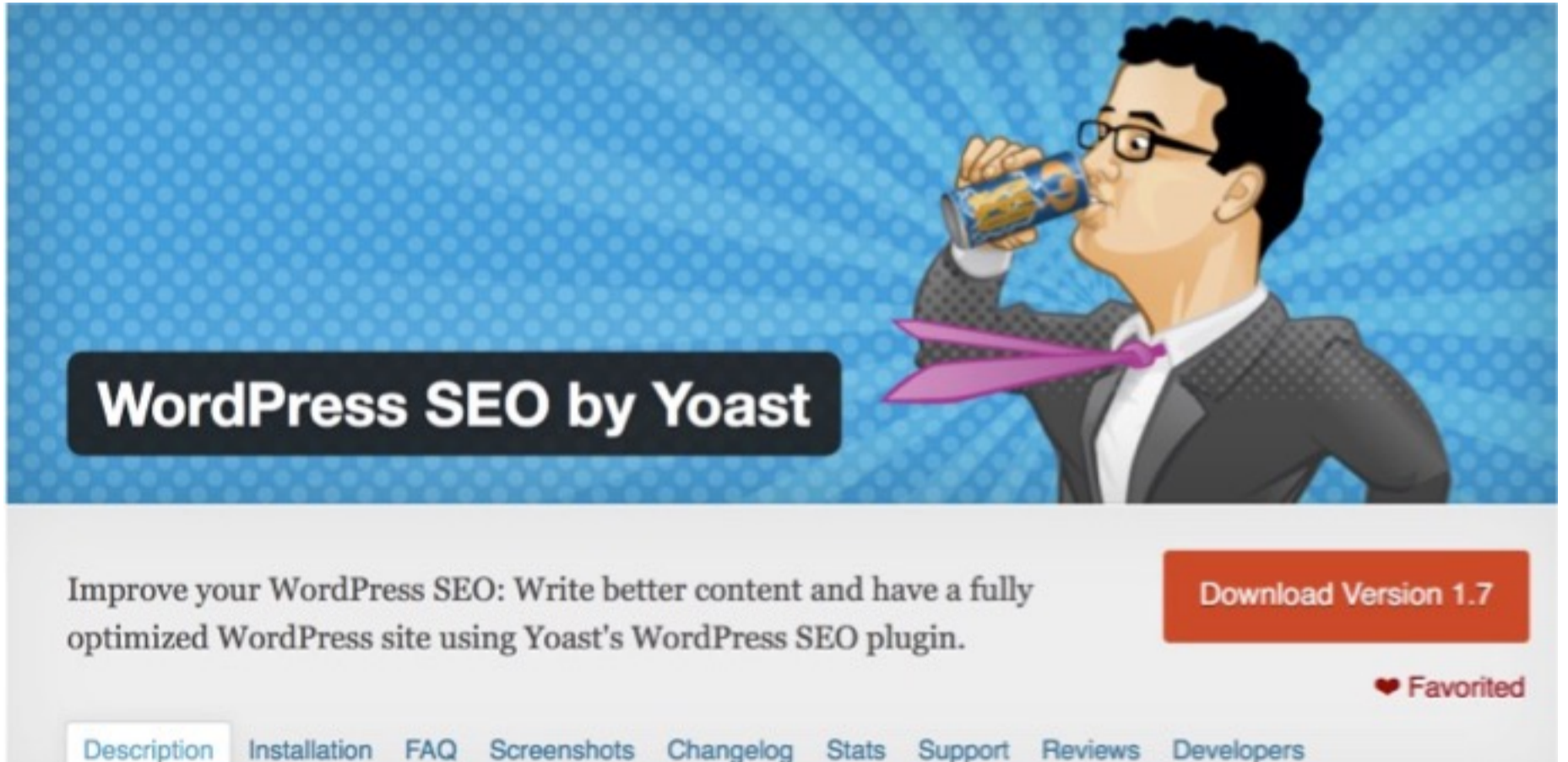
Thanks again,

The Imagely Team

# Super Useful Plugins

## For Creative WordPress Websites

---



**WordPress SEO by Yoast**

Improve your WordPress SEO: Write better content and have a fully optimized WordPress site using Yoast's WordPress SEO plugin.

[Download Version 1.7](#)

♥ Favorited

[Description](#) [Installation](#) [FAQ](#) [Screenshots](#) [Changelog](#) [Stats](#) [Support](#) [Reviews](#) [Developers](#)

WordPress SEO by Yoast is one for the most popular WordPress plugins of all time, and also one of the most popular SEO plugins available.

With your plugin you have the ability to optimize much of the on-site content easily and efficiently. The bulk of the features in the plugin are 100% free with a few extensions available for additional features.

WordPress SEO by Yoast can be manually controlled on every page and post you create. Or you can generate a template system so that each of your new pages and posts automatically receive appropriate metadata for SEO.

Combine all of that with the built-in analyzer, you can see how well your content will hold up when optimized for a specific keyword.

An alternative and popular SEO plugin is All-In-One-SEO.

# Super Useful Plugins

## For Creative WordPress Websites

---



**Google Analytics by MonsterInsights**

Connect Google Analytics with WordPress by adding your Google Analytics tracking code. Get the stats that matter.

[Download Version 5.5](#)

[Description](#) [Installation](#) [FAQ](#) [Screenshots](#) [Changelog](#) [Stats](#) [Support](#) [Reviews](#) [Developers](#)

MonsterInsights (formally Google Analytics by Yoast) is also one of the most popular WordPress plugins of all time.

There are many Google Analytics plugins available for WordPress. But we have found that the MonsterInsights plugin has taken the steps to simplify the process of adding the Analytics scripts to website, and in the correct ways, and with added benefits.

First and foremost, the plugin allows you to connect either a basic Google Analytics script or the newer Universal Analytics script. Additionally, you have the option of excluding specific roles, like Admin or Editor, so that anyone logged in is not tracked in your Analytics.

The plugin offers even more features which are worth looking at.

# Super Useful Plugins

## For Creative WordPress Websites

---



Contact Form 7 might be one of those plugins you didn't realize you needed. Many times we see creatives place their plain email address on their contact pages. While we agree having it can be important for a business. Sometimes it's easier and better for spam prevention to use a contact form. Or using a contact form can direct specific emails to specific departments. Kind of like what you see on the [Imagely contact page](#).

Contact Form 7 is the most popular, free, contact form plugin. It does a heck of a lot for such a niche plugin, and it's built up the reputation to match its popularity.

On the next page we're going to discuss another contact form plugin and why it could be a better option, although it's not free.

# Super Useful Plugins

## For Creative WordPress Websites

The image shows a banner for the Gravity Forms website. At the top, there is a dark navigation bar with the Gravity Forms logo and links for FEATURES, ADD-ONS, BUY GRAVITY FORMS, SUPPORT, THE BLOG, and TRY THE DEMO. Below the navigation bar, the main headline reads "Advanced Forms for WordPress Websites Just Don't Get Any Easier than Gravity Forms". In the center, a laptop displays the Gravity Forms interface. To the left of the laptop, there is a handwritten note in orange: "New UI for WordPress 3.8 and tons of new features" with an arrow pointing to the laptop screen. To the right of the laptop, there is a badge that says "Now Version 1.8" with a circular arrow icon and the Gravity Forms logo. Below the laptop, there is a prominent orange button that says "View Pricing & Buy It Now" with a right-pointing arrow.

Gravity Forms is the leader in premium contact forms. It is packed with many amazing features that literally allow you to use contact forms for many different purposes.


For example, hypothetically if a client books your services then instead of sending an email with a document to gather important information related to the job you can use Gravity Forms. With the plugin you have the ability to set up surveys, questionnaires, quizzes and so much more. There is even an extension to allow signatures which can be done using a computer's trackpad or a mobile device.

As mentioned, the plugin is not free. It starts at \$39 a year with no access to add-ons and makes its way up to \$199 a year depending on your needs.

But if you see yourself wanting to do more with contact forms then Gravity Forms is the ideal choice.

# Super Useful Plugins

## For Creative WordPress Websites



**WordPress Zero Spam**

Zero Spam makes blocking spam comments a cinch. Install, activate and enjoy a spam-free site.

[Download Version 1.5.2](#)

♥ Favorited

[Description](#) [Installation](#) [FAQ](#) [Screenshots](#) [Other Notes](#) [Changelog](#) [Stats](#) [Support](#) [Reviews](#) [Developers](#)

Spam has always been a problem with WordPress websites, unfortunately. Really spam is a problem everywhere. Automattic has a plugin called [Akismet](#) which requires an account, and potentially paying for, to prevent spam. Even with Akismet we've found spam getting through. Until we tried WordPress Zero Spam. Since then we've literally had no spam break through.


The way the plugin works is by tracking IP addresses across the Internet. It knows common spam IPs and will block any actions on your site from those IPs. It will also track the IP usage across your website preventing registration, commenting and even form completions from [Contact Form 7](#) and [Gravity Forms](#).

WordPress Zero Spam is a free plugin available to everyone. We strongly recommend trying it out on your website.

# Super Useful Plugins

## For Creative WordPress Websites

---



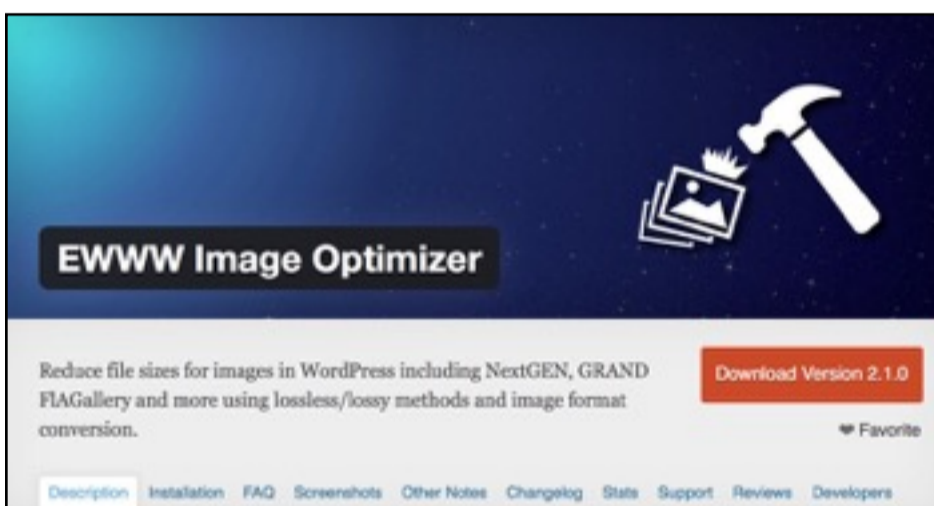
**Imsanity**

Imsanity automatically resizes huge image uploads. Are contributors uploading huge photos? Tired of manually scaling? Imsanity to the rescue!

[Download Version 2.3.0](#)

[Favorite](#)

[Description](#) [Installation](#) [FAQ](#) [Screenshots](#) [Changelog](#) [Stats](#) [Support](#) [Reviews](#) [Developers](#)



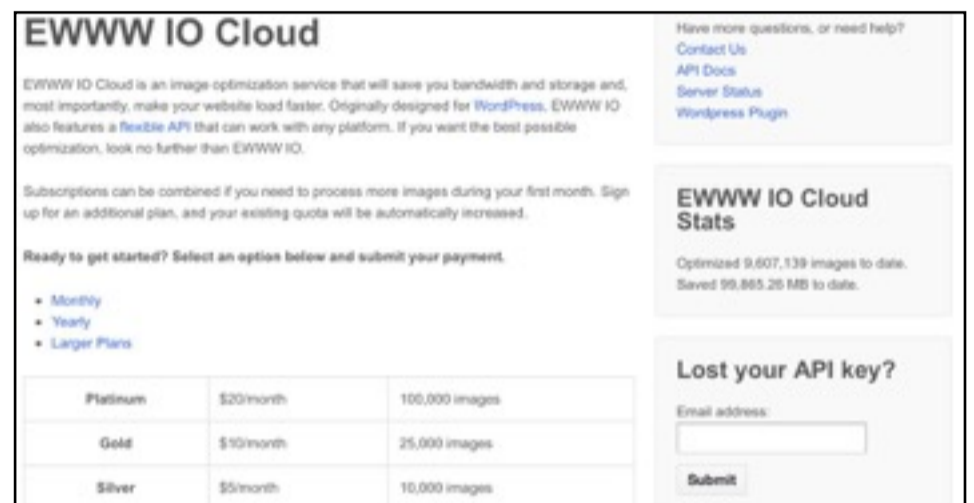
**EWWW Image Optimizer**

Reduce file sizes for images in WordPress including NextGEN, GRAND FIAGallery and more using lossless/lossy methods and image format conversion.

[Download Version 2.1.0](#)

[Favorite](#)

[Description](#) [Installation](#) [FAQ](#) [Screenshots](#) [Other Notes](#) [Changelog](#) [Stats](#) [Support](#) [Reviews](#) [Developers](#)



**EWWW IO Cloud**

EWWW IO Cloud is an image optimization service that will save you bandwidth and storage and, most importantly, make your website load faster. Originally designed for WordPress, EWWW IO also features a flexible API that can work with any platform. If you want the best possible optimization, look no further than EWWW IO.

Subscriptions can be combined if you need to process more images during your first month. Sign up for an additional plan, and your existing quota will be automatically increased.

Ready to get started? Select an option below and submit your payment.

- Monthly
- Yearly
- Larger Plans

Platinum	\$20/month	100,000 images
Gold	\$10/month	25,000 images
Silver	\$5/month	10,000 images

Have more questions, or need help?  
[Contact Us](#)  
[API Docs](#)  
[Server Status](#)  
[WordPress Plugin](#)

**EWWW IO Cloud Stats**

Optimized 9,607,139 images to date.  
Saved 99,885.26 MB to date.

**Lost your API key?**

Email address:

[Submit](#)

The next three plugins we decided to include on one page because they all do similar things, but in different ways. Also, not all hosting providers can handle them all.

Imsanity takes a different approach by shrinking images, not necessarily with further compression, so that uploaded images are never a large size. The size limit is set by the site admin.

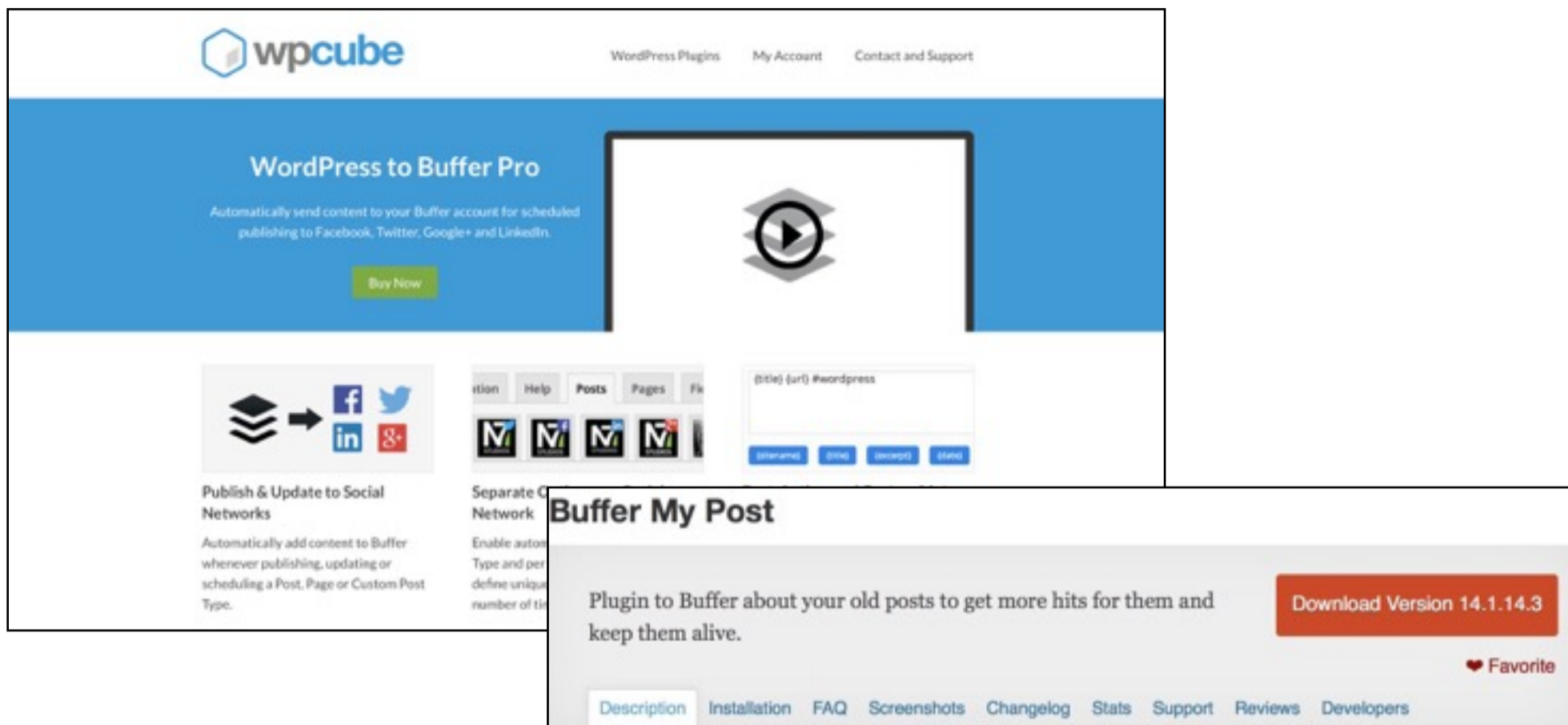
EWWW Image Optimizer is forbidden on many WordPress Managed Hosting platforms. However, the plugin also comes in a cloud based version which requires a subscription for cloud server optimized images distributed back to your website.

The advantage to optimizing images is faster loading times, better SEO and an overall better user experience.



# Super Useful Plugins

## For Creative WordPress Websites



Many photographers are now using [BufferApp.com](http://BufferApp.com) as a means to schedule social media postings. Buffer allows you to strategically schedule posts to Facebook (profiles, pages and groups), LinkedIn (profiles, pages and groups), Twitter and Google Plus pages.

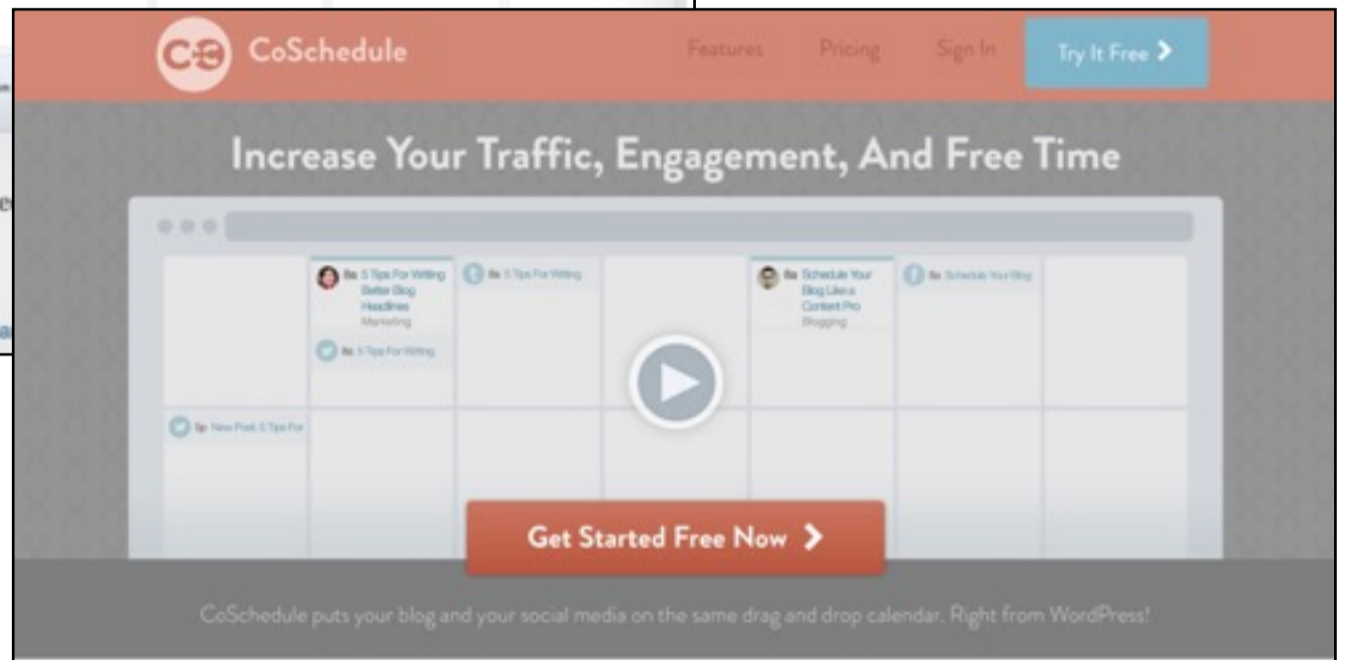
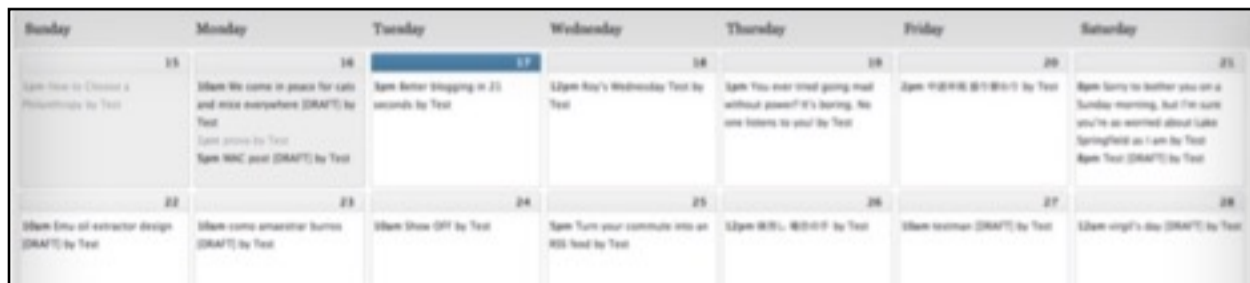
With WordPress to Buffer (free) you have the ability to add new posts to your Buffer queue. With the Pro (paid) version of the plugin you have advanced options like the ability to add posts more than once, or to use Custom Post Types.

With Buffer My Posts you have the ability to schedule your website to automatically add older posts to your Buffer queue at a set schedule. For example, add 1 old post to Buffer every 48 hours.

Using Buffer and automating some of your social media activity can lead to more time running your business or doing the creative stuff.

# Super Useful Plugins

## For Creative WordPress Websites



When it comes to writing and scheduling articles it is often easier to stay organized with a calendar, which is more comfortable and used throughout our daily lives.


Editorial Calendar is a plugin whose only purpose is to provide a calendar to drag and drop scheduled and drafted posts. The plugin makes organizing your content schedule extremely simple.

CoSchedule is a premium service which offers a calendar as well as social sharing to a variety of channels. It also integrates with Buffer for additional scheduling opportunities and syncs with Google Calendar so you can stay up to date on your schedule from anywhere.

# Super Useful Plugins

## For Creative WordPress Websites

---



The most popular WordPress gallery plugin and one of the most popular plugins of all time with over 10 million downloads.

[Download Version 2.0.66.31](#)

♥ Favorited

[Description](#) [Installation](#) [FAQ](#) [Screenshots](#) [Other Notes](#) [Changelog](#) [Stats](#) [Support](#) [Reviews](#) [Developers](#)

NextGEN Gallery has been the most popular WordPress gallery plugin for many years. It has the ability to organize your galleries in a portfolio style system. Each gallery is segregated but can be combined into an album for further organization.

It provides a powerful engine for uploading and managing galleries of images, with the ability to batch upload, import meta data, add/delete/rearrange/sort images, edit thumbnails, group galleries into albums, and more.

It also provides two front-end display styles (slideshows and thumbnail galleries), both of which come with a wide array of options for controlling size, style, timing, transitions, controls, lightbox effects, and more.

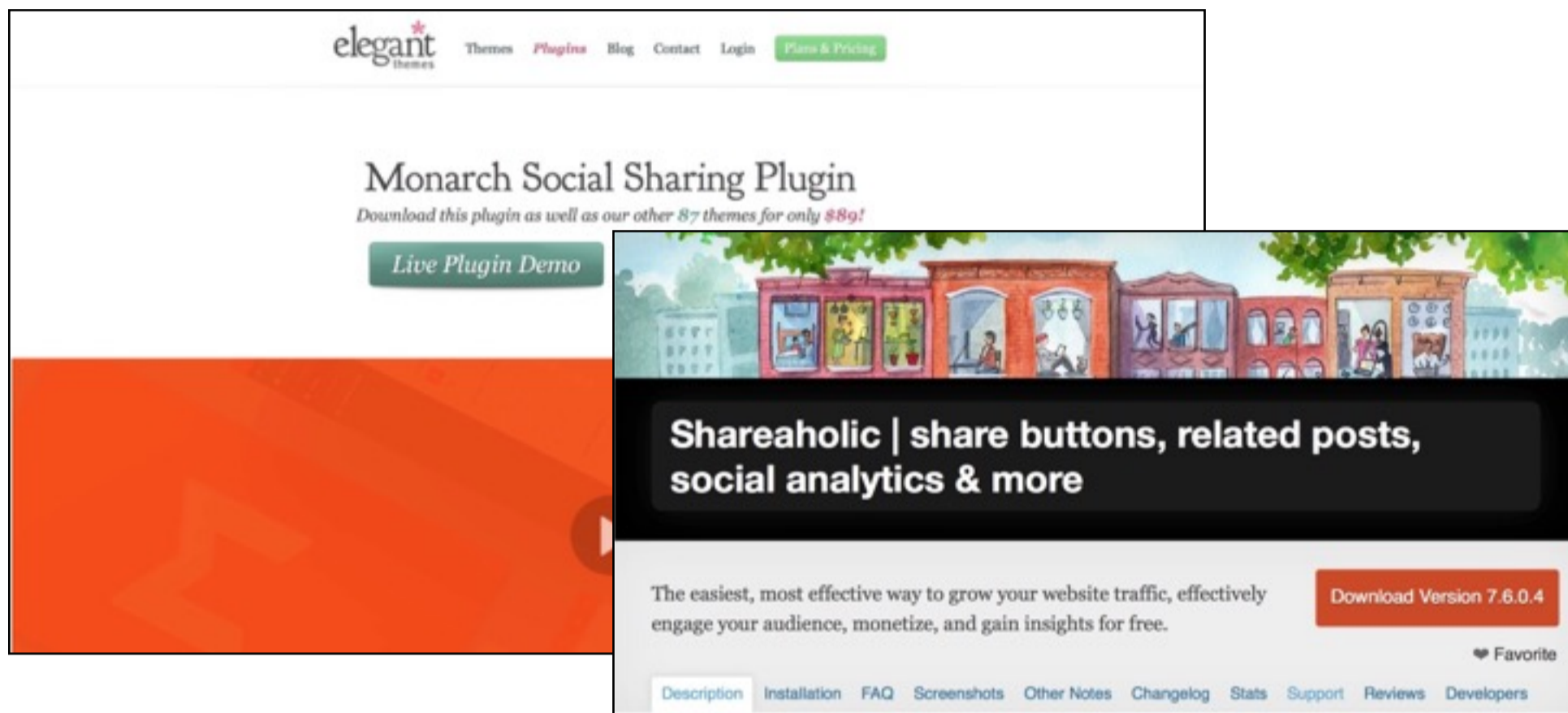
NextGEN Gallery also offers watermarking, original image backups, resizing and multiple built-in lightboxes for enlarging thumbnails.

NextGEN Gallery is developed by Imagely, the team who put this document together for you.

# Super Useful Plugins

## For Creative WordPress Websites

---



There are so many social sharing plugins out there, and so many styles. We picked out our two favorite which work with nearly all themes. We also picked two that load the fastest on your websites.

Monarch from Elegant Themes contains multiple sharing locations and options. Sharing can be floating, above and below post content, on top of images and more. The icons load from a font so site speed is not an issue. The plugin also includes stats which you can view within the Monarch settings.

Shareaholic is similar to Monarch except with less location options. However, the list of sharing channels is larger. It also relies on the Shareaholic server for much of the functionality and for stats, so without that your site won't have the sharing functionality.

# Super Useful Plugins

## For Creative WordPress Websites

---

The image shows a promotional banner for the Shareaholic WordPress plugin. At the top, there is a colorful illustration of a row of houses with various scenes of people inside, such as a person reading, a person cooking, and a person working. Below the illustration, the text 'Shareaholic | share buttons, related posts, social analytics & more' is displayed in white on a dark background. Underneath this, a grey box contains the text 'The easiest, most effective way to grow your website traffic, effectively engage your audience, monetize, and gain insights for free.' To the right of this text is a red button that says 'Download Version 7.6.0.4'. Below the main text, there is a 'Favorite' button with a heart icon. At the bottom, there is a navigation menu with links for 'Description', 'Installation', 'FAQ', 'Screenshots', 'Other Notes', 'Changelog', 'Stats', 'Support', 'Reviews', and 'Developers'.

**Shareaholic | share buttons, related posts, social analytics & more**

The easiest, most effective way to grow your website traffic, effectively engage your audience, monetize, and gain insights for free.

[Download Version 7.6.0.4](#)

♥ Favorite

[Description](#) [Installation](#) [FAQ](#) [Screenshots](#) [Other Notes](#) [Changelog](#) [Stats](#) [Support](#) [Reviews](#) [Developers](#)

Keeping people on your website is tricky business. A proven method of increasing retention is to offer additional content related to what the viewer is looking at.

Shareaholic is the perfect plugin for the job. It allows you automatically add related content (with images) to the bottom of posts.

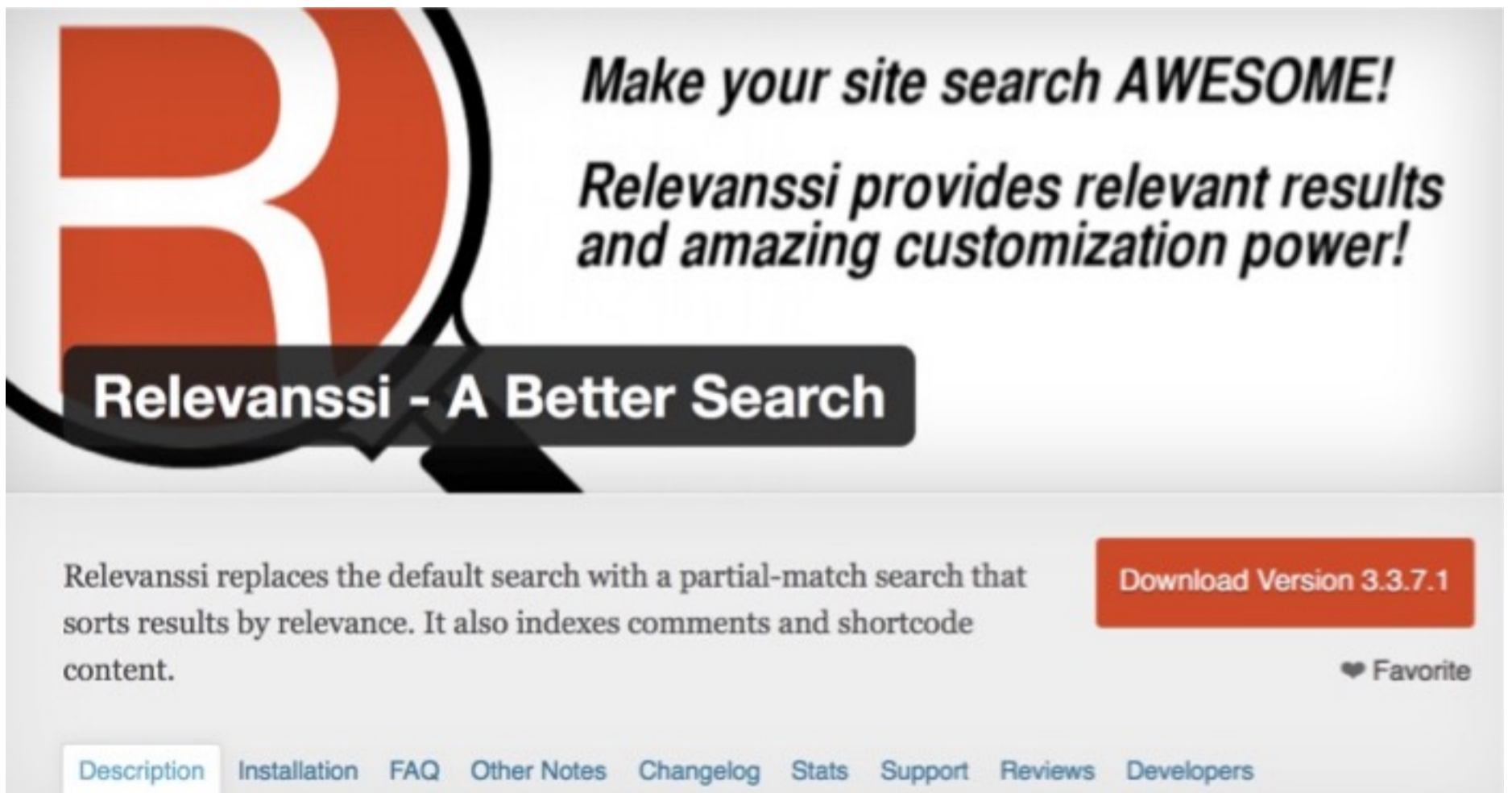
The best part about Shareaholic is that it will not slow your website down. The plugin utilizes Shareaholic's servers to analyze and deliver the related content. That means you get all the benefit without the server strain other plugins might cause.

Shareaholic also includes social sharing which is convenient (mentioned on the previous page)

An alternative would be to use [Jetpack](#) from Automattic, which also includes a related posts feature and uses on the Jetpack servers.

# Super Useful Plugins

For Creative WordPress Websites



**Make your site search AWESOME!**

**Relevanssi provides relevant results and amazing customization power!**

**Relevanssi - A Better Search**

Relevanssi replaces the default search with a partial-match search that sorts results by relevance. It also indexes comments and shortcode content.

[Download Version 3.3.7.1](#)

♥ Favorite

[Description](#) [Installation](#) [FAQ](#) [Other Notes](#) [Changelog](#) [Stats](#) [Support](#) [Reviews](#) [Developers](#)

WordPress search is convenient, but has its limitations. With Relevanssi you can enhance the search results.

Relevanssi has the ability to customize the search results with more targeted and specific results.

It will look for keywords throughout posts and pages to determine what's the most relevant to the search query. Additionally, Relevanssi offers search tracking so you can stay up to date on what people are searching for, right within your WordPress dashboard.

# Super Useful Plugins

For Creative WordPress Websites

---

WP Website Monitoring

*"Receive an email notification when your website is down."*

**WordPress Website Monitoring**

- ✓ Really Free
- ✓ No Extra Fees
- ✓ No Account Needed
- ✓ Activate it, it's done.

Receive an email notification when your website is down.

[Download Version 2.0.2](#)

♥ Favorite

[Description](#) [Installation](#) [FAQ](#) [Changelog](#) [Stats](#) [Support](#) [Reviews](#) [Developers](#)

Do you know when your website is down?

If not then be sure to check out WP Website Monitoring. Unlike the complex and expensive website monitoring systems out there, this one is completely free and all it takes is supplying your email address.

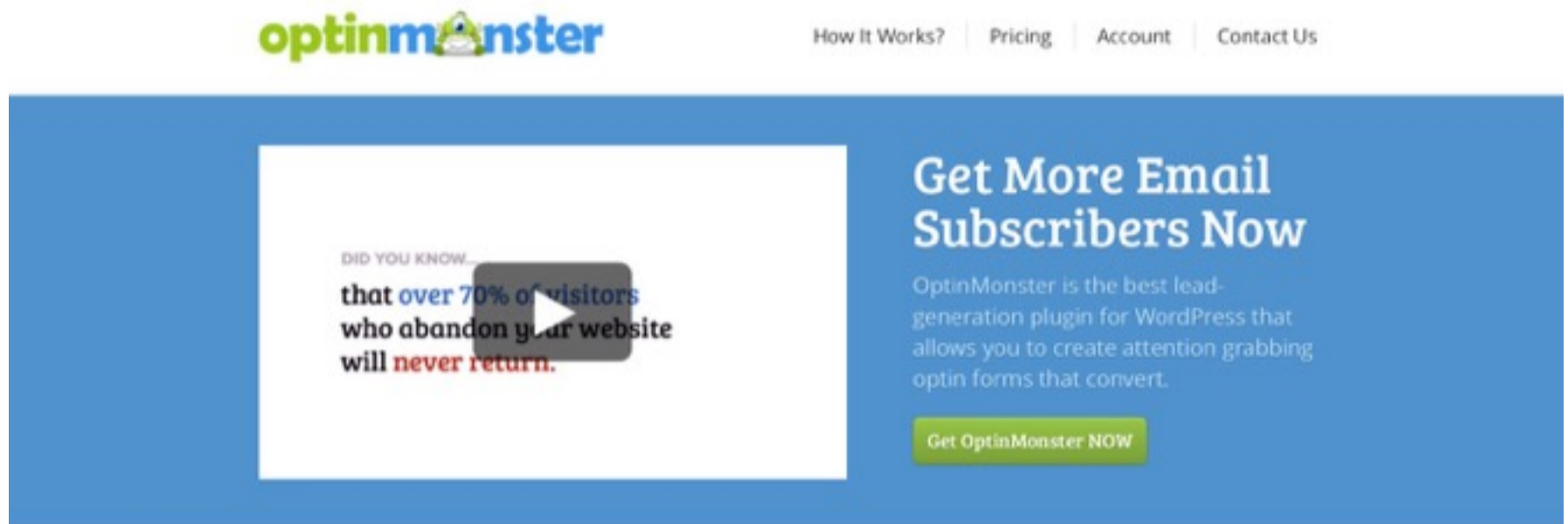
Yes, it's that simple. The developer's servers run all the time checking user's websites for downtime. Once it notices that your website is down it will send an email to you with an alert.

From there you can contact your website host to find out what is going on.

# Super Useful Plugins

## For Creative WordPress Websites

---



### OptinMonster Converts Visitors into **Subscribers & Customers**

Imagine having the power to turn your website visitors into subscribers and customers. OptinMonster enables you to create professionally designed optin forms without writing a single line of code in 60 seconds flat.

You are most likely trying to capture email addresses on your website. OptinMonster makes that process extremely painless and does it in a beautiful way.

OptinMonster has multiple plans, but even the least expensive plan still delivers with increased email capture.

The plugin comes with various display styles as well as split testing so you can see what works, what doesn't and adjust.

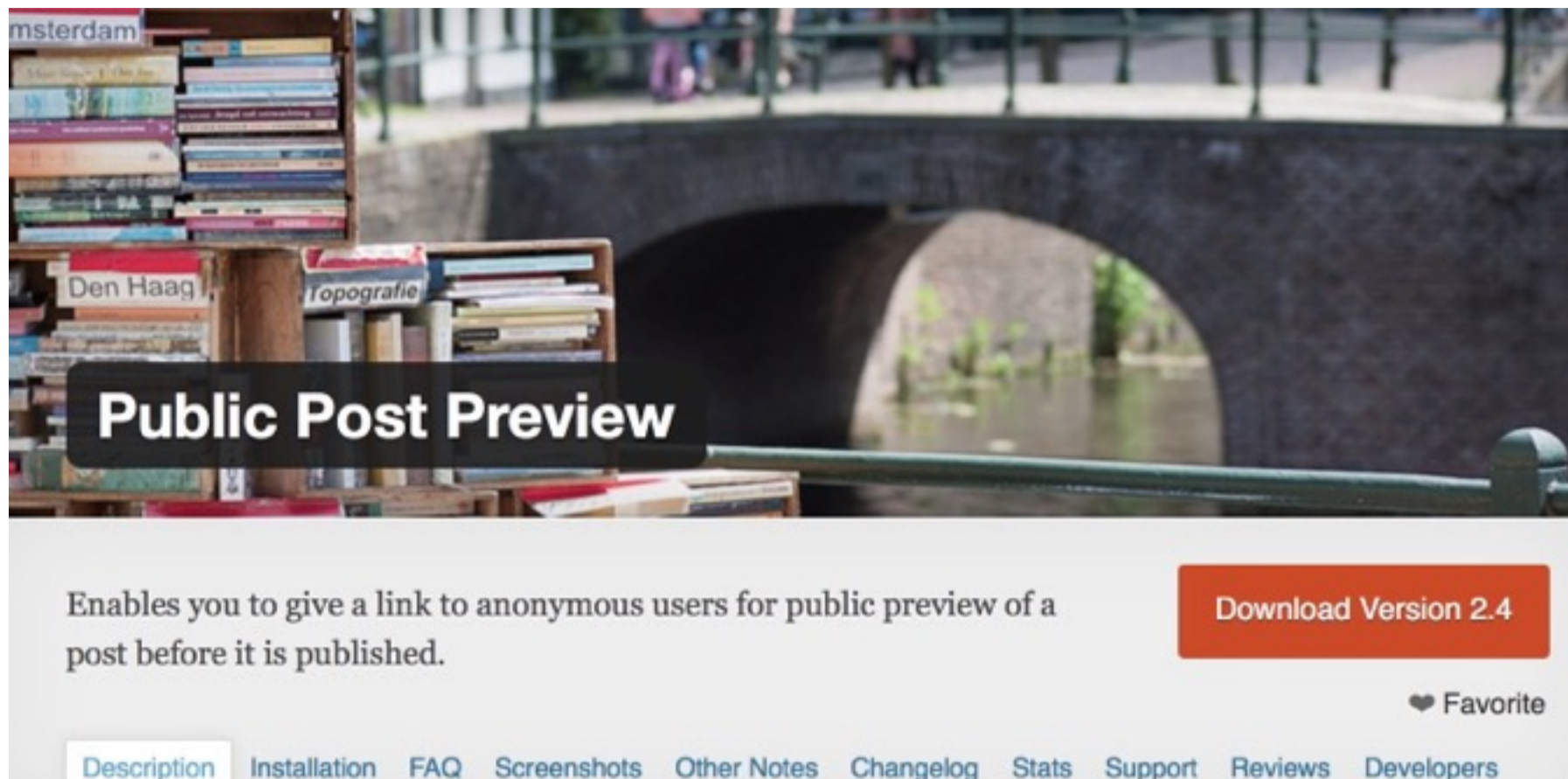
It syncs with the most popular email marketing software, like [AWeber](#) and [Mailchimp](#).



# Super Useful Plugins

## For Creative WordPress Websites

---



**Public Post Preview**

Enables you to give a link to anonymous users for public preview of a post before it is published.

[Download Version 2.4](#)

♥ Favorite

[Description](#) [Installation](#) [FAQ](#) [Screenshots](#) [Other Notes](#) [Changelog](#) [Stats](#) [Support](#) [Reviews](#) [Developers](#)

If you are ever in a situation where you have written a blog post and need an outside view for feedback maybe you need approval for the article before you hit publish. Public Post Preview is a great plugin to help that process.

With it you can turn on a public preview URL so that anyone with the URL can see the post draft, even without an account on your WordPress website.

There are a few plugins available that do the same thing, but they all work the same and as well as each other. With no differences we decided to only share Public Post Preview.

# Super Useful Plugins

## For Creative WordPress Websites

NEXTGEN GALLERY

PLUGINS DEMOS PRICING BLOG HELP LOGIN

## Over 11 Million Downloads

The most popular gallery plugin ever for WordPress.

Enjoy fully responsive design, over a dozen display styles, a stunning full screen lightbox, commenting and social sharing for images, ecommerce, and more.

LEARN MORE:

NEXTGEN PLUS (DISPLAYS ONLY) NEXTGEN PRO (DISPLAYS + ECOMMERCE)

A few pages back we talked about NextGEN Gallery, the WordPress gallery plugin. To close out this document we wanted to talk about NextGEN Pro as well.

NextGEN Pro is a premium add-on to NextGEN Gallery, offering additional and more modern responsive display styles. It also includes one-on-one support with the Photocrati team.

NextGEN Pro is also an Ecommerce plugin which means you can sell your images easily through the plugin. The Ecommerce system accepts PayPal, Stripe and Check payments for self fulfilled prints and automated digital downloads.

Images can be protected from right click and drag and drop as well as watermarking which is included in NextGEN Gallery. NextGEN Pro also includes proofing options for creatives who need their customers to approve of images prior.